



City of York Council

Budget Consultation for 2023/24

Interim Report to 02/01/23

Jan 2023

The online Budget Consultation 2022/23 opened on 08/12/2022 and will be closed on 09/01/2023. Additionally, a paper version of the survey was sent to households inside the CYC Our City publication, also with a closing date of 09/01/2023.

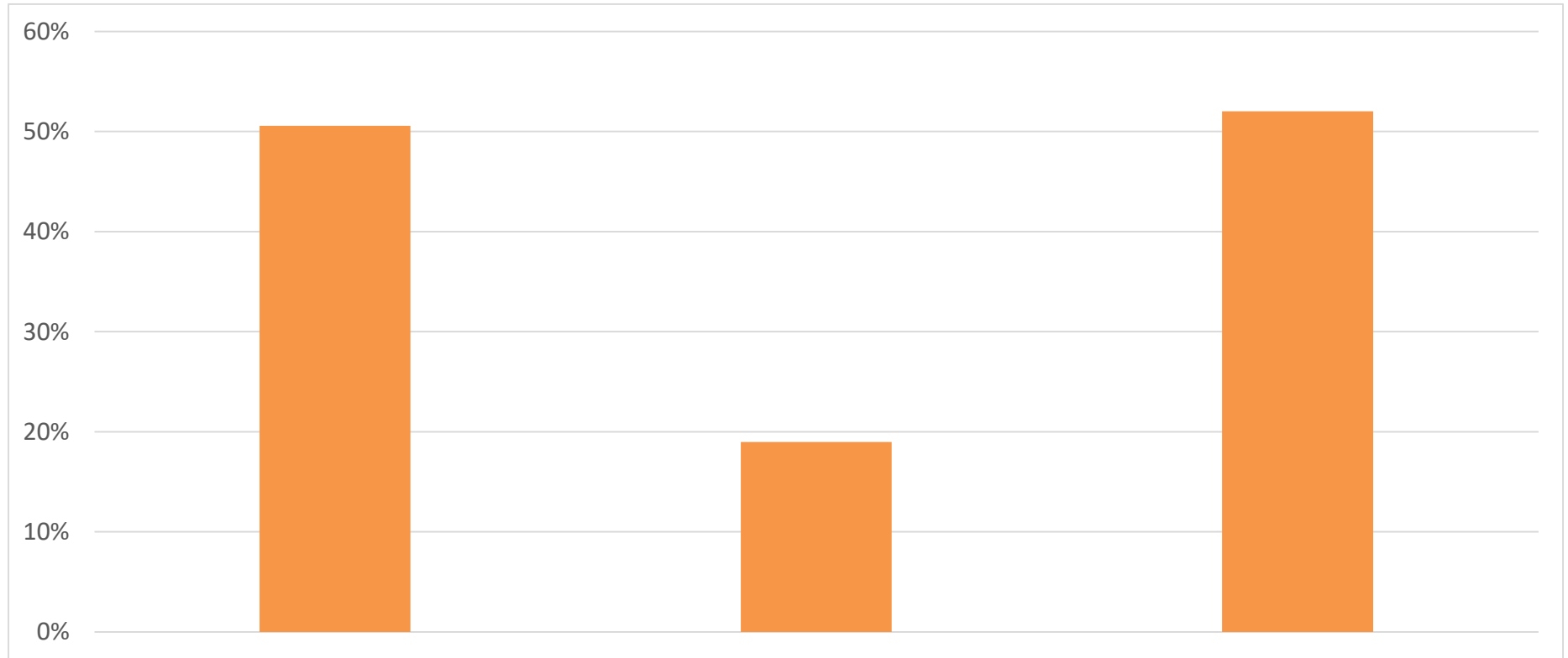
The consultation gives residents and businesses of York the opportunity to put forward their views to help the council make decisions and deliver the budget for 2023/24.

This is an interim report with results to 02/01/23. At this stage a total of 375 residents and businesses participated in the consultation.

In March, the consultation results and the raw data will be made available on the council open data platform www.yorkopendata.org.

Council Tax

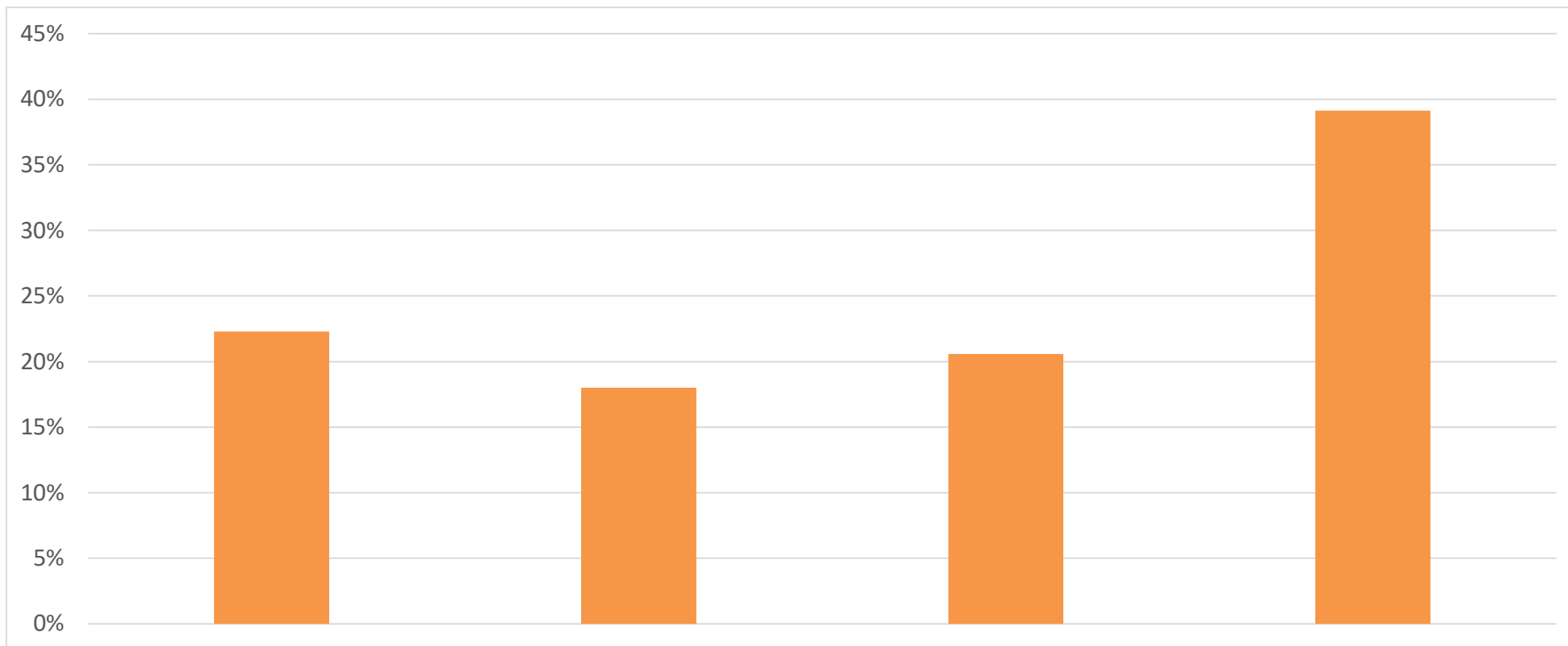
To stabilise the budget and protect key services for residents, would you rather we; Please select all that apply



	Increased charges for services	Provided fewer services	Increase council tax
%	51%	19%	52%
Respondents	176	66	181

Council Tax

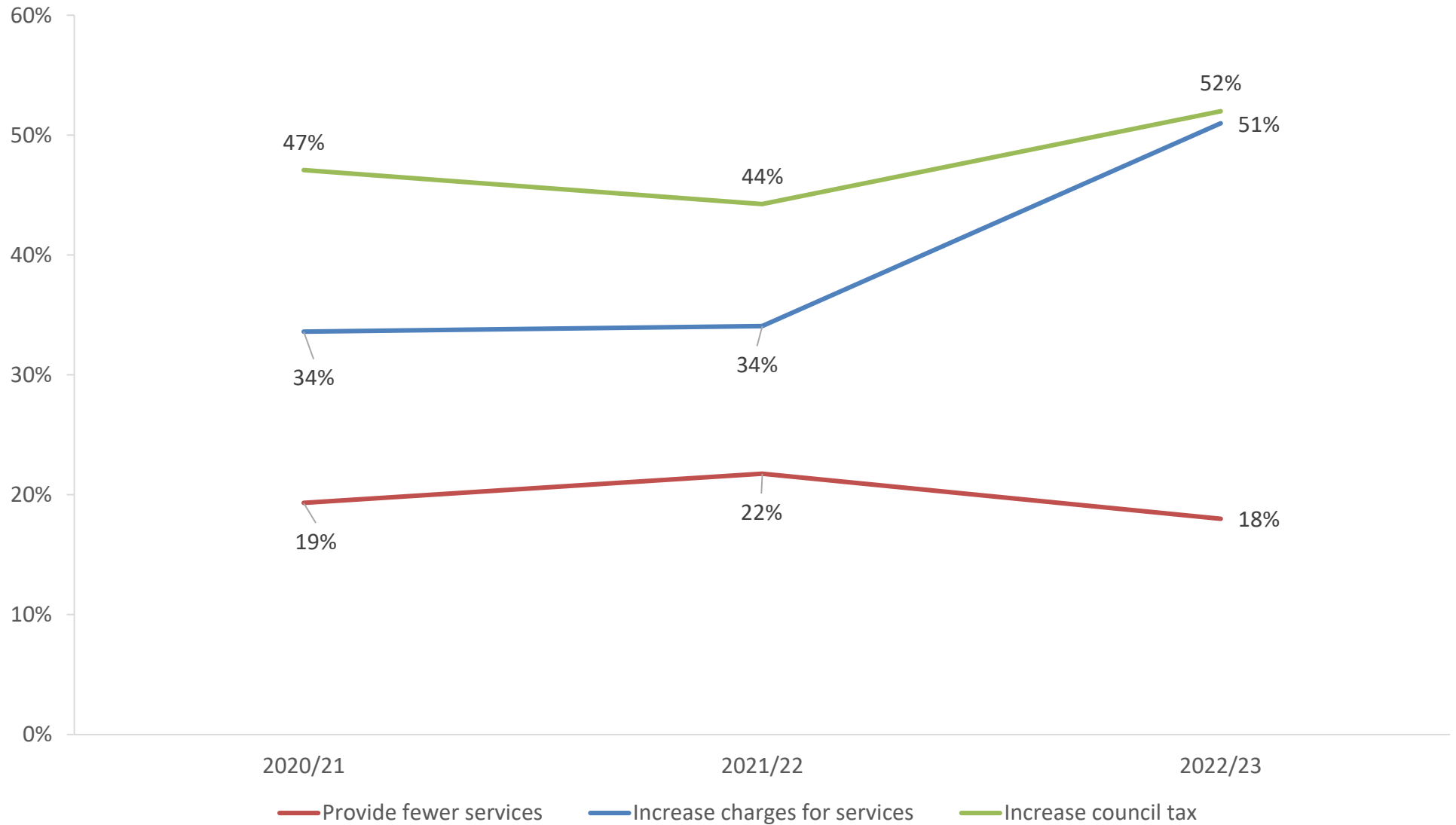
Following the Chancellor's Autumn Statement, councils can increase council tax up to 3% to support crucial service delivery. Do you support an increase in council tax to balance the budget and if so, by how much?



	I do not support an increase	I support an increase of 35p per week / £18.52 per year (based on Band D property)	I support an increase of 70p per week / £36.86 per year (based on Band D property)	I support an increase of £1.06 per week / £55.39 per year (based on Band D property)
%	22%	18%	21%	39%
Respondents	78	63	72	137

Council Tax - Three year trend (Year represents the year the budget consultation took place in)

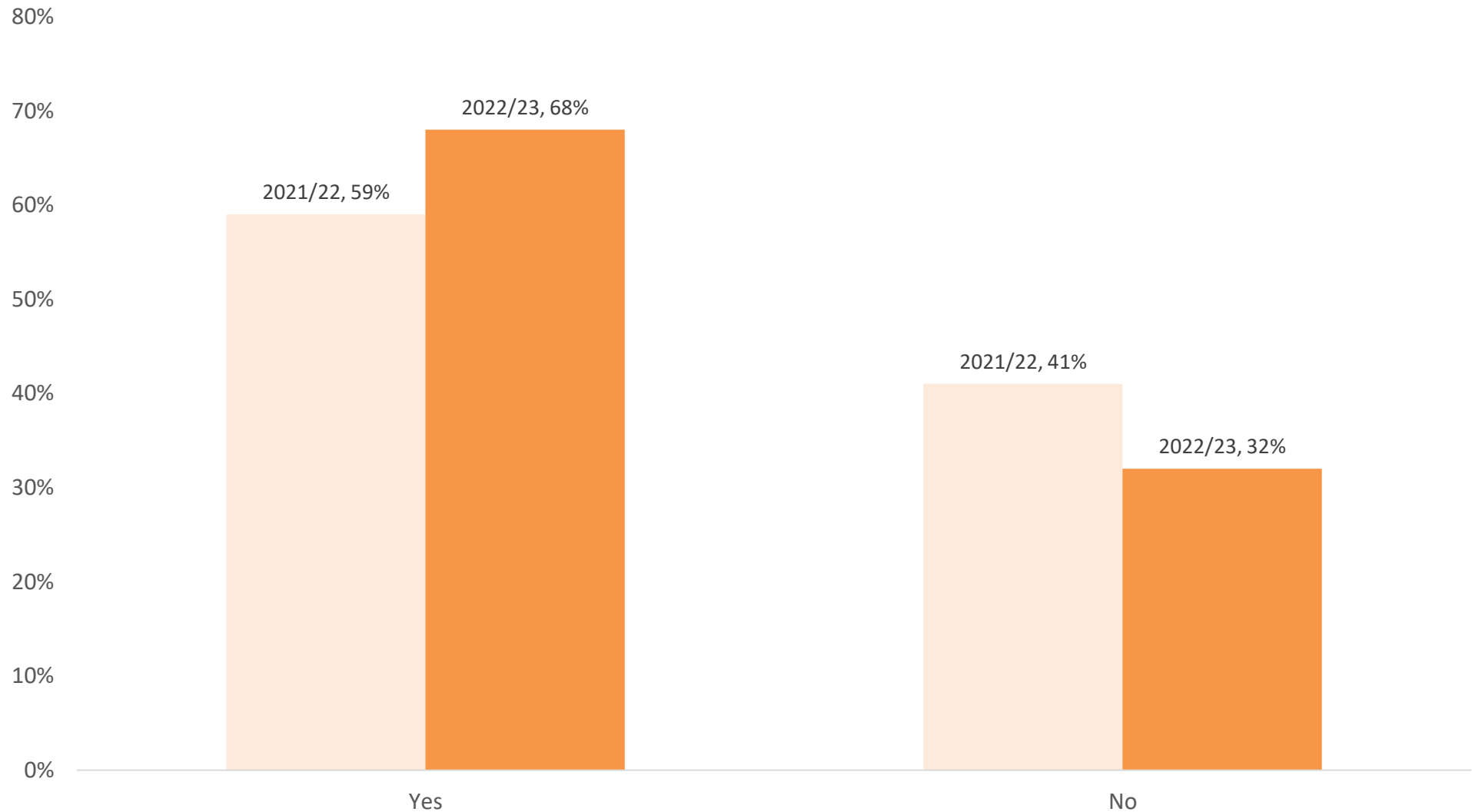
To stabilise the budget and protect key services for residents, would you rather we; Please select all that apply



Social Care Precept

Do you support taking the full social care precept of 2%?

Previous responses compared to current responses.
Note: level asked about was 2% in 2022/23 and 3% in 2021/22




Budget Priorities

Do you agree or disagree that we should prioritise:

	Disagree	Disagree (%)	Agree	Agree (%)
Providing targeted support for those who need it the most	41	12%	303	88%
Supporting local businesses and regeneration projects to accelerate sustainable economic growth	116	35%	219	65%
Supporting local communities through the Cost of Living crisis	102	30%	234	70%
Maintaining and developing highways and infrastructure assets, including cycling/walking	67	20%	268	80%
Maintaining and improving parks, play areas, libraries and leisure facilities	93	28%	244	72%
Maintaining and upkeep schools	45	13%	296	87%
Protecting frontline services, such as waste collection and street cleaning	32	9%	307	91%
Tackling climate change and carbon emissions to make the city cleaner and greener	136	40%	204	60%

Budget Priorities

Areas respondents agree should be prioritised



Demographics

Age

Answer choices	Responses	Percentage of total response
Prefer not to say	13	4%
Under 16	<5	<3%
16-24	12	3%
25-39	70	20%
40-55	101	29%
56-59	27	8%
60-64	42	12%
65+	86	25%
Total	351	

Do you have any physical or mental health conditions or illnesses lasting or expected to last 12 months or more?

Answer choices	Responses	Percentage of total response
Prefer not to say	17	5%
Yes	73	21%
No	264	75%
Total	354	

Gender

Answer choices	Responses	Percentage of total response
Male	187	53%
Female	166	47%
Other	<5	<3%
Total	354	

Do any of your conditions or illnesses reduce your ability to carry out day-to-day activities?

Answer choices	Responses	Percentage of total response
A lot	13	15%
A little	44	52%
Not at all	28	33%
Total	85	

*Please note that demographic questions were only included on the online form